



From country to coast

Here for all Queenslanders.

2023 – 2024 Impact Report




**Cancer
Council**
Queensland



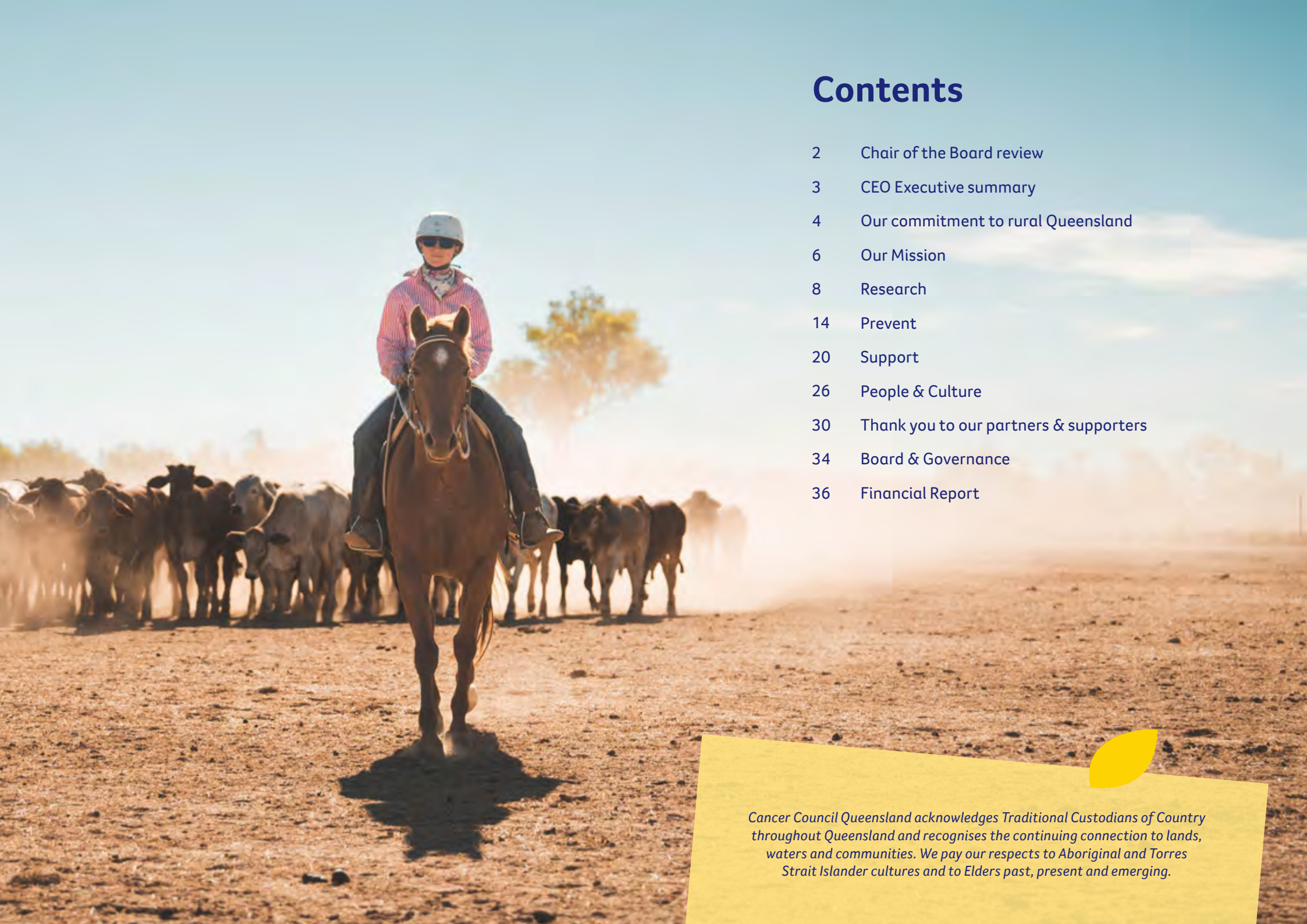
View the digital version of this report online here:

 [Read it here](#)



Contents

2	Chair of the Board review
3	CEO Executive summary
4	Our commitment to rural Queensland
6	Our Mission
8	Research
14	Prevent
20	Support
26	People & Culture
30	Thank you to our partners & supporters
34	Board & Governance
36	Financial Report

A person wearing a pink and white checkered shirt, dark pants, a white helmet, and sunglasses is riding a brown horse. They are moving through a herd of cattle on a dirt road. The scene is dusty and brightly lit, suggesting a sunny day. The background shows a line of trees under a clear blue sky.

Cancer Council Queensland acknowledges Traditional Custodians of Country throughout Queensland and recognises the continuing connection to lands, waters and communities. We pay our respects to Aboriginal and Torres Strait Islander cultures and to Elders past, present and emerging.



Chair of the Board review

Robert Gregg
CHAIR OF THE BOARD

Our focus throughout the year has been the unwavering support of Queenslanders and their families as they navigate the complexities of a cancer diagnosis. We have prioritised our resources across our education, prevention, and early detection programs as well as significant investment in our research and patient support services.

Our Research team maintained its core focus in the vital areas of childhood cancer, improved participation in screening and the support for Queenslanders in rural communities to receive quality and timely services. Research is central to securing improved outcomes for cancer patients and our team at the Viertel Research Centre have done a tremendous job this year as they pursue that goal.

Our Client Operations team experienced significant growth during the year in demand for our core support services including accommodation, transport and financial and emotional counselling. The creation of the hub model in our lodges, has enabled patients and their carers to receive multiple support services in the one location, which undoubtedly contributes to improved wellbeing and survival rates.

We see demand for our services continuing to grow, particularly in the more challenging economic environment many Queenslanders are now experiencing. We see a growing role for Cancer Council Queensland in assisting people navigate the health and allied services system and we continue to look for opportunities to work with other service providers to address system deficiencies and inequities that exist for all Queenslanders impacted by cancer.

Cancer Council Queensland is part of a Federation of Cancer Councils operating in all Australian States and

Territories. Collectively, this Federation achieved some significant milestones during the year, including directing \$82 million towards prevention and early detection programs, \$86 million spent on research and \$54 million on other programs supporting Australians diagnosed with cancer. Other major developments that the Federation played a significant advocacy role in include the passing of Federal legislation restricting the sale and distribution of vapes, and the Federal Government's Australian Cancer Nursing and Navigation Program. The navigation services to be funded under this Program will grow and enhance the support provided by Cancer Council's 13 11 20 information and support service.

I would like to acknowledge the contribution of my fellow Cancer Council Queensland Directors. Each Director brings a range of skills and experience to the Board, which enables Cancer Council Queensland to address the increasingly complex strategic and governance landscape. I am pleased to welcome Wendy Tancred and Alanna Geary to our Board since the last Impact Report.

The Board also receives significant guidance, in several key specialist fields, from our advisory panels. I thank these panel members for giving so generously of their time and expertise.

I would also like to acknowledge our Patron - Her Excellency the Honourable Dr Jeannette Young AC PSM, Governor of Queensland, the senior executives and staff, our donors, volunteers, and supporters for their ongoing commitment to this great organisation.

To all who have contributed to our mission, I extend my deepest gratitude. Your ongoing support enables us to lead the way in cancer research, inspire change, and make a lasting impact for future generations of Queenslanders.

CEO Executive summary

Andrew Donne

CHIEF EXECUTIVE OFFICER

Cancer Council Queensland has remained committed to the three main priorities of our Navigating Cancer Together Strategic Plan - Research, Prevention, and Support. Serving as our compass, this plan directs us in our mission to support all Queenslanders impacted by cancer as they navigate their personal cancer journeys.

Our Viertel Cancer Research Centre has had an exceptional year, reflecting our ongoing commitment to advancing cancer research. We collaborated with QUT to launch the Australian Cancer Atlas version two, a revolutionary tool that improves our knowledge of cancer trends nationwide. Additionally, our research team released thirty-one new papers, providing vital insights on cancer prevention, screening, supportive care, survivorship, cancer epidemiology, and childhood cancer research. This level of output continues to position Cancer Council Queensland as a leader in state, national and global cancer research.

We have remained committed to our evidence-based, holistic approach in cancer prevention and early detection. We successfully re-launched the updated Cancer Risk Calculator, accessed by over 52,000 people worldwide, to help them understand modifiable risk factors. Furthermore, our Shade Grant and Portable Shade Projects have decreased the risk of skin cancer in the state. Additionally, our advocacy work targets emerging public health challenges including tobacco use and vaping.

Our client services operations have experienced a surge in demand, with a fifty percent increase in usage of our essential support services. The occupancy rates at our five lodge locations increased significantly, and our information and support line received more

calls indicating a greater demand for practical and emotional assistance. We teamed up with ICON to introduce the Supportive Care Navigation Pilot at five centres statewide, offering emotional guidance alongside clinical treatment for patients.

Our investment in improving accommodation facilities continues, providing quality support to thousands of Queenslanders during challenging times. These efforts demonstrate the commitment of our team and our capacity to meet growing demand. By forming partnerships and implementing strategic initiatives, our services have experienced substantial growth, resulting in increased support for Queenslanders affected by cancer.

All our teams, including corporate services, people and culture, and impact and growth, deserve recognition. Thanks to their support and effort, our front-line staff and researchers are able to deliver our strategy and operational objectives. This recognition extends to our volunteers. Through their combined efforts, each and every one of these incredible people has guaranteed Cancer Council Queensland's immense success.

The unwavering generosity of our community made all of this progress possible. To our philanthropic partners, bequestors, fundraisers, and donors—your support drives our mission and empowers us to sustain high quality Research, Prevention, and Support initiatives.

As I contemplate the past year, I am proud and humbled by our achievements. Cancer continues to be a formidable challenge, but our collective strength and unity ensure that no Queenslanders face it alone, regardless of their location. By working together, we are creating a significant change in the lives of cancer patients.



Our commitment to rural and regional Queensland

Our research shows Queenslanders in regional and remote areas are up to 44% more likely to die from cancer within 5 years of diagnosis, compared to those in metro areas. Cancer Council Queensland is committed to closing the healthcare gap for Queenslanders living with cancer in regional areas.


At Cancer Council Queensland, we recognise the unique challenges faced by those living in rural and regional areas when it comes to cancer care. This year our research shows the significant disparity: Queenslanders in regional and remote areas are up to 44% more likely to die from cancer within five years of diagnosis compared to their counterparts in metropolitan regions. This alarming difference underscores the urgent need for targeted support and resources tailored to these communities.

Our commitment to closing the healthcare gap for Queenslanders living with cancer in regional areas is not just a mission statement; it is a call to action. We strive to ensure every Queenslanders, regardless of their location, has access to high-quality cancer care, support services, and vital information. We believe that geographical barriers should not dictate the level of care one receives.

We are actively working to enhance our outreach initiatives, ensuring residents of rural and regional Queensland are well-informed about the resources available to them. Through partnerships with local health services and community organisations, we aim to deliver tailored support that meets the specific needs of these communities. Our research and prevention programs focus on informing and raising awareness, providing educational resources, and facilitating access to critical services, including early detection and treatment options.

As we continue our work, we remain steadfast in our commitment to addressing the inequities faced by rural and regional Queenslanders. We are dedicated to breaking down the barriers that contribute to poorer health outcomes and ensuring no one faces cancer alone.





55% of calls to our 13 11 20 cancer information and support line were from people outside Brisbane.

Our Mission

To lead Queenslanders in a partnership against cancer.

Our Strategy

Navigating cancer together.

We are here to support all Queenslanders impacted by cancer. Our aim is to reduce cancer risk, increase early detection, improve treatment, and enhance quality of life for Queenslanders affected by a cancer diagnosis.

Our Values

Our mission will be achieved by high performing people who live our values:

Responsible, Inclusive,
Collaborative and Equitable

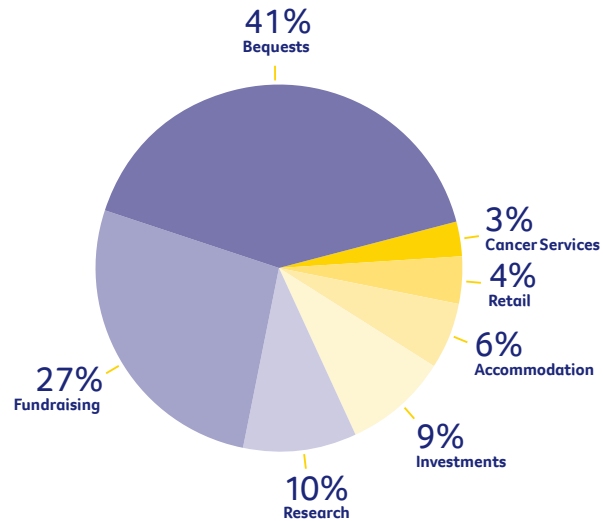
Our Priorities



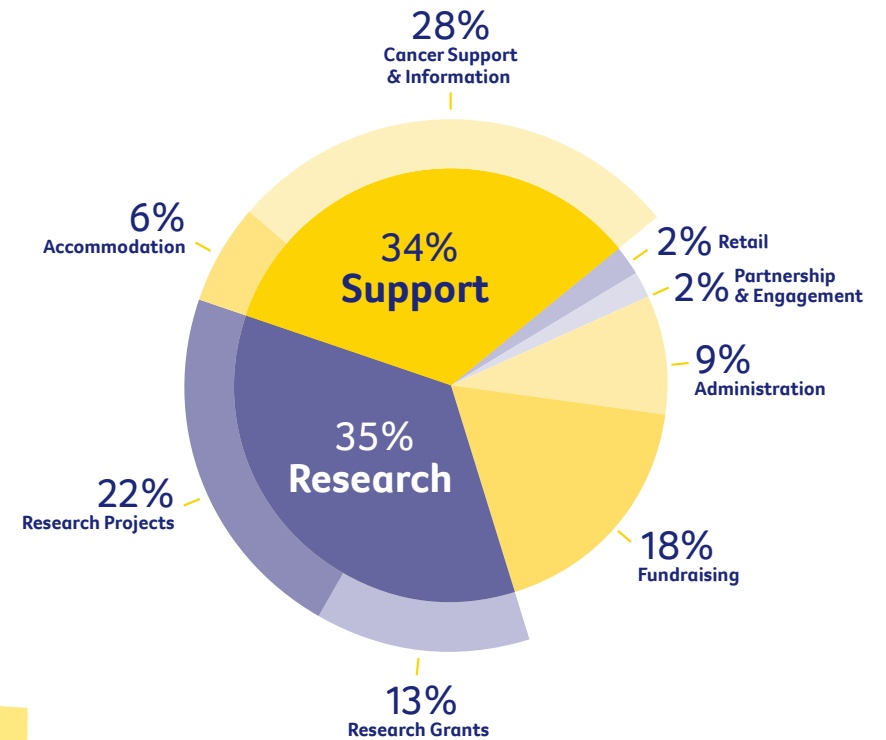
How every dollar makes an impact

We use and manage our assets responsibly, to ensure we can deliver on our mission and strategic goals now and into the future. Every dollar donated makes a direct impact to Queenslanders.

Sources of income



How we put our funds to work



Research

In 2023-2024 we invested

\$11.8 million

to conduct and support cancer research to improve cancer prevention, early detection, treatment and survival.

Viertel Cancer Research Centre's priority areas



Cancer prevention and screening

Up to one third of all cancers could be prevented by improving health behaviours (for example, by increasing physical activity, maintaining a healthy body weight, and not smoking) but it remains a challenge to encourage people to put this knowledge into practice in their own lives.

Cancer screening is one of the most effective ways to improve early detection of cancer and reduce cancer deaths, yet only a proportion of those who are eligible for screening choose to participate in Australia's national cancer screening programs.

Our research aims to gain a better understanding of the individual determinants underlying health choices to inform innovative, evidence-based, and effective interventions to improve cancer prevention and screening, and contribute to reduced cancer incidence and deaths.

Projects underway

- Improving participation in bowel cancer screening
- Community Health Study: Designing evidence-based interventions to improve cancer prevention behaviours in the Queensland population
- Mental health and cancer risk behaviours



Meeting the needs of cancer survivors

The cancer experience is long and exhaustive and is characterised by a lack of connection between available services and needs of people impacted by cancer. Many cancer patients experience poor quality of life, psychological distress, and physical symptoms throughout their treatment and for many years afterwards.

Our research aims to improve our understanding of the experiences and support needs of cancer patients, survivors, and cancer caregivers in Queensland, and assess gaps in service availability compared with needs, to better match needs and services.

Projects underway

- Travelling for treatment: A 5-year examination of outcomes for rural cancer survivors
- Development of the Rural Transition of Care Guidelines
- UNIQUE: Understanding the experiences and needs of cancer patients and their caregivers
- Supporting the health and wellbeing of rural cancer caregivers
- The Meal project: Making it Easy to Access a meal on arrival at the Lodge



Achieving equity in cancer outcomes

Advances in cancer outcomes and survival over the last 20 years have not benefited all groups in our community to the same extent. The risk of being diagnosed with cancer and of dying from cancer varies widely across the population and tends to be higher outside major cities, in areas of disadvantage, and in some minority and cultural groups. Mapping, understanding, and reporting this variation is an essential step towards addressing it.

Our research aims to improve awareness and understanding of unwarranted variation in cancer outcomes, and the geographical and social factors associated with that variation; and provide targets and priorities for improving cancer outcomes at the small area geographical level, leading to improved outcomes for all groups in society.

Projects underway

- The Australian Cancer Atlas 2.0
- Understanding inequalities in outcomes for women diagnosed with breast cancer



Informing and engaging the community

Cancer Council Queensland is a primary source about cancer, including statistical information such as cancer diagnosis rates and survival rates; information about cancer risk behaviours, cancer prevention, and cancer screening; and information about support when needed.

Information must be provided in ways that are clear, accessible, and easily understood. The expansion of data analytics techniques, digital storytelling, and digital visualisation methods provides an increasing suite of options for communicating information and data to a wide range of audiences and for different purposes.

Our research aims to improve understanding and awareness of cancer in the community, improve decision making about individual cancer risk behaviour, drive individual and health system change based on evidence, and contribute to reducing cancer diagnoses and cancer deaths.

Projects underway

- Communicating cancer statistics using online tools
- Communicating cancer information through visual explainers



Improving the lives of children with cancer

Childhood cancer has lifelong health consequences for the child and a devastating impact on parents and families, and survivors are at risk of serious late effects due to their cancer and its treatment. There is a lack of research into late effects among Australian children treated for cancer, with current information based on overseas studies that are decades out of date.

Cancer Council Queensland's Australian Childhood Cancer Registry (ACCR) is a comprehensive national clinical databank that contains information on every child diagnosed with cancer in Australia since 1983 (over 22,000 individual records), providing unique opportunities for population-based research and follow-up.

Our research aims to maintain and expand the data within the ACCR and conduct specific projects using this unique data asset to improve outcomes for children with cancer.

Projects underway

- Australian Childhood Cancer Registry project
- Late effects of childhood cancer: National data linkage project



External research funding programs

Accelerating Collaborative Cancer Research (ACCR) Grants

Through this scheme, we have provided funding that facilitates discovery of new findings, and the acceleration of these findings into practice. Funding the ACCR grants will help to improve the survival and well-being of cancer patients. The projects supported through this scheme include:

- Improving precision medicine for treatment of late-stage oesophageal cancer
- Clinical trial of new technology to reduce complications during a child's treatment for cancer
- Identifying melanoma patients who are at risk of disease progression, allowing earlier drug therapy to improve survival.

Each grant is valued at **\$1.4million** over four years.

Cancer Clinical Trials Support Scheme

Clinical trials are one of the main reasons for the significant improvement in cancer survival over recent decades. The Cancer Clinical Trials Support Scheme, established by Cancer Council Queensland and jointly funded by the Queensland Government, provides grants to Queensland hospitals and cancer treatment facilities to support cancer clinical trials. During 2024, the Scheme helped to support almost 200 cancer clinical trials at 21 cancer treatment centres in Queensland.

2024 Funding: **\$1,418,000**



Next Generation Cancer Research Fellowships

Research breakthroughs take years, and sadly some of Queensland's brightest early career researchers are forced to abandon their research due to lack of funding. Cancer Council Queensland is investing in the future of cancer research through the new Next Generation Cancer Research Fellowships Scheme.

This scheme supports early career cancer researchers and promotes the growth, stability, and diversity of the cancer research workforce in Queensland. The first round of successful fellows were awarded in late 2023 and commenced in 2024:

- **Dr Jasmin Straube, QIMR Berghofer** – Identifying vulnerabilities in leukemic stem cells with poor prognostic mutations to improve myeloid blood cancer patient outcomes
- **Dr Mathias Seviiri, QIMR Berghofer** – Understanding the genetic basis of treatment response, and risk prediction of skin cancer
- **Dr Mostafa Kamal Masud, The University of Queensland** – A nanoarchitected platform for early diagnosis and monitoring of ovarian cancer

Each fellowship is valued at **\$150,000 per year for 5 years**, based on a full-time workload.

Research highlights



Launch of the Australian Cancer Atlas 2.0 in May.

SMS intervention delivery underway in a National Randomised Controlled Trial to increase bowel cancer screening.

All approvals obtained to launch the UNIQUE study later in 2024

Near completion of data linkage approvals for the Childhood Cancer National Data Linkage Project.

13

scientific articles published on our research findings (77% in top-ranked journals).

18

presentations at local, national and international conferences.

10

Supporting 10 postgraduate students completing their honors, Masters, and PhD theses.

Growth in survivorship research, led by our new Director of Research, Professor Sandi Hayes.



Launching Australian Cancer Atlas 2.0

Equipping policymakers, advocates, and communities to improve health outcomes for Queenslanders.

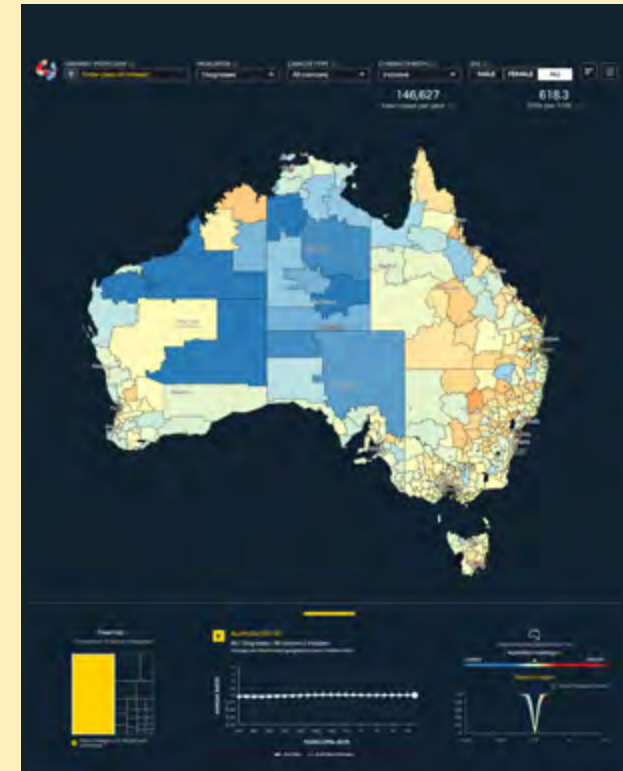
Launched in 2018, the Australian Cancer Atlas has provided an unparalleled, high-resolution visualisation of social and geographical variation and inequity in cancer incidence and cancer survival across Australia. Results from the Cancer Atlas have been used to inform Senate Committee Inquiries, policy development, advocacy and awareness campaigns and university course content.

In response to its increasing popularity and use in the community, work on an updated version of the Atlas began in 2021, in collaboration with the Queensland University of Technology. Combined with the development of new statistical methods, the Australian Cancer Atlas 2.0 takes advantage of rapidly advancing technology for digital mapping and visualisation to improve the usability and scope of this popular resource and improve how the key results are communicated and interpreted to its diverse audiences.

The launch event hosted at QUT Gardens Point during 2024 provided a key opportunity for key internal and external stakeholders, donors, and researchers to explore and experience the Atlas firsthand.

The Australian Cancer Atlas 2.0 is at the forefront of mapping technology, developing and applying innovative methods to a wide range of cancer-related measures.

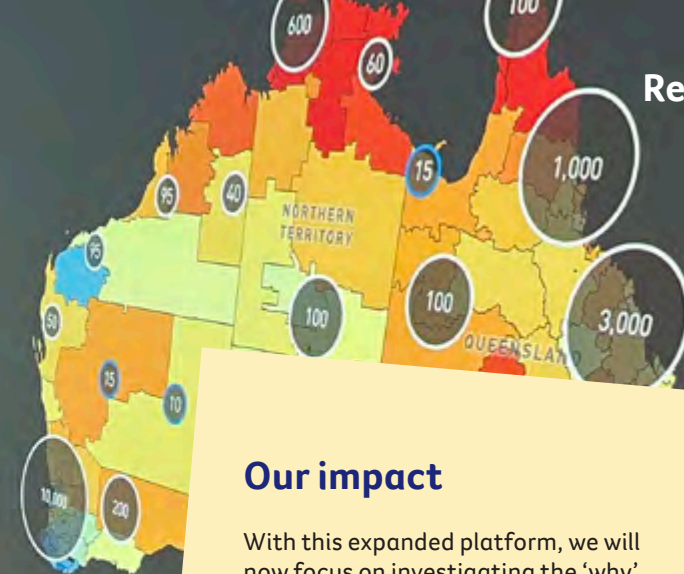
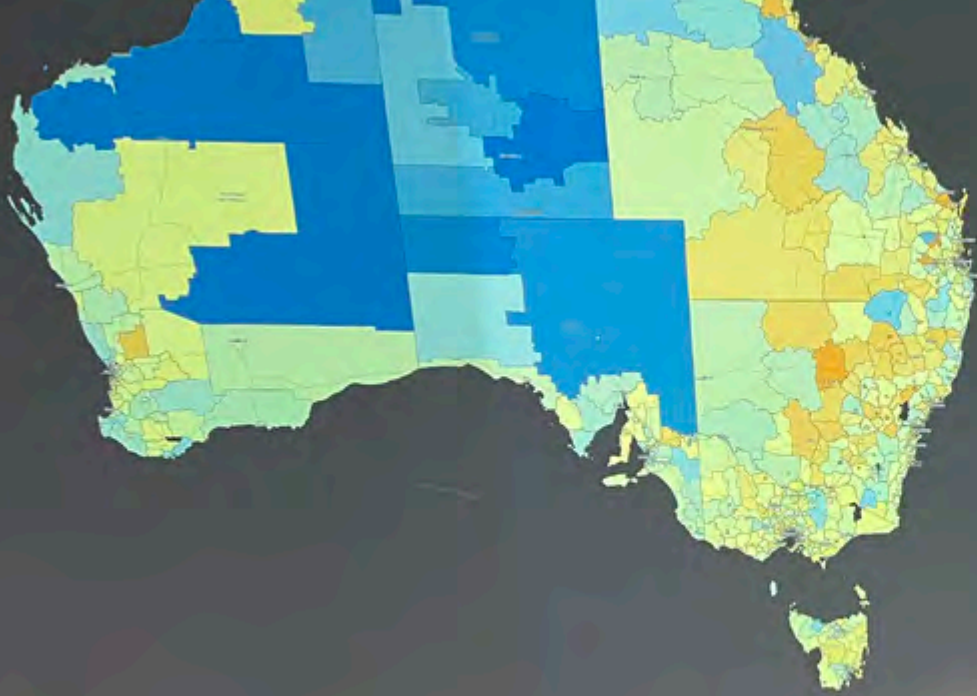
The tool uses de-identified data, sourced from population-based cancer registries, admitted hospital data, Medicare and the National Health Survey. Complex statistical models are then developed and applied to this data to quantify how the impact of cancer varies by geographical location across the country, and how this variation changes over time. We can now see cancer risk factors, screening, clinical characteristics, and some hospital treatment indicators.



[Launch the Atlas](#)



The Atlas 2.0 launch received extensive media coverage across print, digital and radio outlets. Within just three days, we reached a potential audience of **2.4 million people**. This coverage generated an Advertising Value Equivalency (AVE) of **\$187,879**, reflecting the value of free advertising secured through earned media coverage.



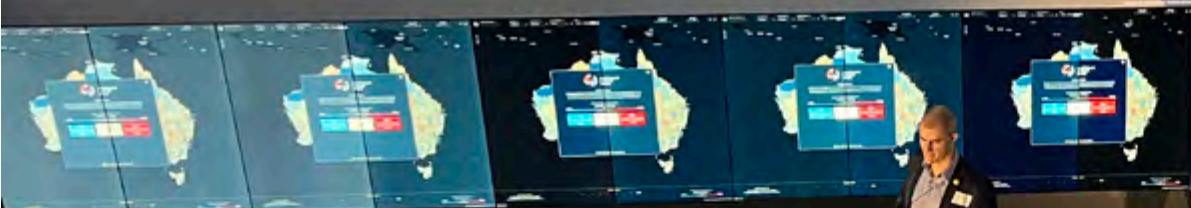
Our impact

With this expanded platform, we will now focus on investigating the 'why' these disparities exist. This is critical in understanding how to design more effective prevention, screening, diagnosis, treatment and support interventions to improve the lives of those diagnosed with cancer. This is likely to involve collecting, modelling, and reporting information about the lived experiences of people diagnosed with cancer according to where they live.

The Atlas offers unique insights to help the community, government and researchers to visualise the disparities in cancer outcomes across Australia and understand the underlying factors. This knowledge is crucial for developing evidence-based policies to reduce inequity in cancer outcomes with community support.

08 13 14 15 16 17 18 2019

LOWER
Diagnosis rates compared to the Australian average



Cancer Council Queensland

Prevent

In 2023-2024 we invested

\$403,000

to engage the community to reduce cancer risk, prevent cancers and improve early detection for all Queenslanders.

Educating Queenslanders to reduce their cancer risk and find cancer early

Education and training

This year we have delivered 12 training, activation and information sessions to six Queensland organisations including the QLD Police and RACQ to improve Queenslanders understanding of the modifiable risk factors to reduce their cancer risk and the importance of screening and understanding their own bodies to find cancer early. These sessions have included sun protection, bowel cancer screening and the Cancer Risk Calculator.

We also worked with QUT at the 'Future You Summit' at which 36 students from across the state came together to work on solutions for the future. One of the topics was focusing on the six modifiable behaviours to reduce cancer risk or find cancer early.

Reaching priority populations

We translated our Lifestyle 6 prevention and early detection factsheets into five other languages and developed a short animation about the lifestyle behaviours. These are available in Korean, Simplified Chinese, Traditional Chinese, Vietnamese.

Our impact

As a result of our sessions, we have been able to share the important messages of reducing cancer risk through modifiable behaviours, participating in cancer screening and finding cancer early to a wide range of Queensland communities.

This has allowed us to reach more of the Queensland population with low literacy levels or where English is their second language to provide vital information about reducing cancer risk.



Providing sun protection and raising awareness for Queenslanders

Shade Grant Initiative

Our Shade Grant Initiative, run in partnership with Queensland Health, provides vital funding to not-for-profit organisations that cater to children aged 0-18 years. The grants provide permanent shade structures for educational and sporting purposes. Funding was provided to 13 organisations in the Sunshine Coast Hospital and Health Service region.

Portable Shade Project

The Portable Shade Project continues to be a focus for Cancer Council Queensland. The 2023/2024 round of the Portable Shade Project provided 414 marquees and sun protective walls to not-for-profit sporting and community group organisations across Queensland to protect children from harmful UV rays.

Local Government Sun Safety Community of Practice

We received funding from the Queensland Government to establish and run a Community of Practice with the Local Governments of Queensland. This year we have done all the groundwork to get the Community of Practice meetings started at the end of 2024.

Our impact

Queensland is the skin cancer capital of the world. Melanoma, which is caused by overexposure to UV radiation, is the second most diagnosed cancer in Queensland.

Many of the 4,009 melanomas diagnosed in Queensland every year can be prevented by practising sun safety.

During this reporting period, the Shade Grant initiative saw over 4,000 children protected from the harmful effects of UV in regional Queensland. The Portable Shade Project protected over 124,000 children participating in sporting activities and community groups from the harmful effects of UV across Queensland. In addition to providing practical support, both projects raised sun safety awareness throughout organisations catering to young people. Prevention efforts targeted towards children are critical as this demographic can form lifelong cancer-reducing habits now.





Advocating on behalf of Queenslanders

Stronger tobacco control measures

Work in 2023/2024 by Cancer Council Queensland continued to advocate for changes to legislation in relation to:

- *The Tobacco and Other Smoking Products Amendment Bill 2023*
- *Tobacco and Other Smoking Products (Vaping and Other Legislation Amendment Bill 2024.*

Our impact

The following changes were implemented on 1 September 2023:

- Amendments around the supply or sale of illicit tobacco products, including forfeiture of illicit tobacco.
- No food or drink to be provided while person continues smoking after being directed to stop
- Expanding the definition of a school facility to include car parks
- Expanding the buffer zone to 5M from an outdoor eating space
- Including restrictions on smoking in outdoor markets
- Expanding restrictions around smoking at underage sporting events



Prevention highlights

124,000

Children protected from harmful UV exposure across Queensland

414

Shade marquees and sun protective walls provided

52,000

People have accessed the Cancer Risk Calculator worldwide

3,720

Rural Queenslanders have accessed Cancer Risk Calculator 2.0

We continued to advocate for changes to legislation in relation to tobacco control and vaping



Launching the new Cancer Risk Calculator

Helping Queenslanders identify their cancer risk

1 in 3 cancer cases can be prevented through small changes to modifiable behaviours. In this reporting period, we continued to focus on reducing cancer risk and finding cancer early by launching the upgraded version of the Cancer Risk Calculator.

Cancer Risk Calculator 2.0 has an improved user experience and better data collection. The latest version of the Cancer Risk Calculator was launched in March 2024.

The Cancer Risk Calculator continues to be the go-to tool for people to understand what they can do to reduce their cancer risk. The Cancer Risk Calculator asks a series of lifestyle questions, then provides a score for each risk indicating how well people are reducing their cancer risk. Users are provided with recommendations and information about the risk factors, based on Australian guidelines and leading cancer research, specific to gender, age and the responses provided.



Cancer Risk Calculator users in Queensland.

From 1 July 2023 to 11 March 2024 an additional 7,639 people took the original version of the Cancer Risk Calculator taking the total number of users to 52,269 since its launch in 2020.

On 11 March 2024, Cancer Risk Calculator 2.0 was launched. This improved version is expected to increase positive changes in modifiable behaviours and provides data that will allow us to develop more targeted public health interventions.

Since that date, 17,096 people have completed the Cancer Risk Calculator. Of these 17,096 users, 13,237 users have provided contact details allowing us to continue to engage with these users and encourage a change in behaviour.

3,720 users were from rural Queensland, showing the Cancer Risk Calculator is reaching people right across Queensland to educate Queenslanders on the modifiable behaviours to reduce cancer risk and find cancer early.



[Launch the Calculator](#)



As part of the launch, we gained extensive national media coverage across the country, with a Potential Audience Reach of **5.1 million people** This coverage generated an Advertising Value Equivalency (AVE) of **\$324,000**, reflecting the value of free advertising secured through earned media coverage.



Our impact

Across both versions of the Cancer Risk Calculator, the data reveals a positive shift in key modifiable behaviours linked to cancer risk and early detection among individuals:

- 2.22% increase in sun protective behaviours
- 4.1% reduction in smoking
- 5.45% improvement in nutrition
- 2.4% increase in physical activity
- 3.2% increase in screening participation
- 4.1% improvement in maintaining a healthy weight

Overall, these results demonstrate a significant and encouraging trend toward healthier behaviours to reduce cancer risk and improve early detection among Queenslanders.

Support

In 2023-2024 we invested

\$11.1 million

to support Queenslanders – from the bush to the city – affected by cancer by providing them with the information and services they need to navigate their cancer diagnosis.

Support services

During this reporting period, our support services experienced a strong growth in demand across the board. Use of our accommodation and transport services saw significant increase. This increase in demand for accommodation and transport services corresponds with our research, which shows regional Queenslanders are disproportionately negatively impacted by cancer diagnoses.

Our financial assistance program also saw a strong increase in demand, with more than double the number of Queenslanders accessing assistance. This increase corresponds with national economic conditions.

During this period, Cancer Council Queensland also secured a 5-year funding grant from Queensland Health for the continuation of the PalAssist Service.

Our Statewide Women's Project also received a 5-year funding grant and additional funding to deliver support groups and peer support to women across Queensland.

In collaboration with the Cancer Council Queensland research team we launched 'The MEAL project' (MEAL stands for Making it Easy to Access a meal on arrival at the Lodge). This aims to improve access to healthy food on arrival at the lodge and reduce burden on rural cancer patients and their families who are travelling for cancer treatment.

The project started with an 8-week Baseline phase (Feb-April 2024) where we collected survey data from lodge guests about where they accessed their first meal on arrival, the costs involved, meal enjoyment, anticipated benefits of receiving a free healthy meal on arrival, and any suggestions / comments. 178 surveys were completed. During the 8-week intervention phase, 214 free meals were provided (funded by Cancer Council Queensland Research) and an additional 63 meals were bought by lodge guests.





Our impact

Our research shows more than 40,000 regional or remote Queenslanders who are currently living with cancer will experience significantly worse health outcomes than those living in city areas. Our support services have made a significant impact on the physical and mental wellbeing of Queenslanders affected by cancer, particularly those who live in regional and rural areas.

Our accommodation and transport services meant regional Queenslanders didn't have to drive 63,544km to access treatment in metropolitan areas, allowing them to focus on their health instead of the costs and logistics of accessing healthcare.

Each regional Queenslander who stayed at our lodges during their treatment, were also provided access to additional cancer support services and evidence-based cancer information.

Approximately 55% of the 882 Queenslanders who used our cancer counselling service were from regional Queensland. This service resulted in improved or recovered levels of distress in 100% of all clients.

The renewal of PalAssist funding will ensure Queenslanders who turn to us for palliative support will continue to have access to dignity and the highest level of care and increase reach to priority populations across Queensland.

Support highlights

13 11 20 INFORMATION
AND SUPPORT LINE

7,824
contacts

119% increase

ACCOMMODATION

25,063
nights at our lodges

104% increase

FINANCIAL ASSISTANCE

1,349
clients assisted

18% increase

CANCER COUNSELLING

882
referrals

136% increase

TRANSPORT TO TREATMENT

12,022 trips
95,534 km

62% increase

% change compared to reporting
period June-July 2023.



Launching the Supportive Care ICON Pilot

In partnership with ICON Cancer Centres, we launched the Supportive Care ICON Pilot across five centres in Queensland during this reporting period.

This pioneering initiative brings together clinicians, treatment facilities, community support services, and lived-experience peers to personalise the cancer journey. Our experts offer support to patients from diagnosis and treatment through to survivorship and end-of-life care.

All volunteers have personal experience with cancer, either as patients or carers. This shared experience enables them to provide empathy, understanding, and hope, while validating the emotions of those undergoing treatment.

The program's key goals include:

- Assisting people in navigating their cancer journey
- Reducing stress levels
- Offering coping strategies
- Combating feelings of isolation
- Creating a care model that improves patient outcomes during treatment.



Reclaiming the light

How Cancer Council Queensland's 13 11 20 team transformed Kodi's cancer diagnosis.

At her university graduation, Kodi Brown, then 21, found it difficult to celebrate. Diagnosed with cancer just four months prior, she struggled to make future plans.

"I felt like I couldn't make plans because I didn't know what was going to happen," Kodi said.

In her final year of a creative industries degree, Kodi was diagnosed with papillary thyroid cancer after a lump on her neck grew to the size of a golf ball. Following an inconclusive ultrasound, a biopsy confirmed the diagnosis.

She underwent surgery, hoping to retain part of her thyroid, but the cancer had spread to her lymph nodes, requiring the full removal of the gland.

Now 27, Kodi recalls how radioactive iodine (RAI) treatment left her feeling isolated. Due to safety precautions, she was confined to an isolated hospital room.

"When staff bring food, you have to stand in the farthest corner while they rush in and out," she said.

After leaving the hospital, the safety measures wore her down. Not being able to touch her dog for weeks took a toll on her. When it became overwhelming, Kodi reached out to Cancer Council's 13 11 20 support service. Kodi calls that phone call a pivotal moment in her journey. Now in remission, she reflects on the hope she rediscovered.

"Even on bad days, they're good because I'm still here, and for that, I have Cancer Council Queensland to thank."



Connections to our 13 11 20 cancer information and support line:

3,043 Brisbane	269 Bundaberg	536 Cairns	1,007 Gold Coast	123 Mackay
371 Rockhampton	550 Sunshine Coast	362 Toowoomba	482 Townsville	1,081 Other <small>(Calls from interstate or unknown location)</small>

“I’m a positive person, but it’s hard. Cancer Council Queensland helped me maintain optimism and mental stability.”



Kodi Brown

Cancer survivor,
accessed 13 11 20

People & Culture

Through a culture of collaboration, responsibility, and trust, our people are supported to purposefully engage and deliver on Cancer Council Queensland's mission.

Improving the employee experience

We are dedicated to fostering a culture where our people feel informed, inspired, and motivated to contribute to Cancer Council Queensland's mission of helping Queenslanders as they navigate cancer. In May 2024, we conducted a staff engagement survey to understand what our team values most and where we can improve the employee experience. Based on the survey results, we created an organisation-wide action plan, supported by local workshops and team-specific plans.

Our holistic approach focuses on increasing collaboration, improving information sharing, enhancing recognition, and formalising performance planning. Additionally, we're working to streamline services, making it easier for employees to access support and information, allowing them to focus more on supporting our clients and community.

Developing our people

Providing opportunities for our people to grow and develop is important for building new skills and confidence. It is also crucial for creating a culture of continuous learning and supporting our people to more fully and effectively deliver on our mission. To support our current and emerging leaders, the Leadership Excellence & Advancement Program (LEAP) was developed and delivered earlier this year.

LEAP was a two-day face-to-face program designed to support managers to learn about contemporary leadership practices and develop essential skills across a range of areas, including key management functions, collaboration, accountability, and communication. LEAP participants rated the applicability of information at 88% and gave the program an overall rating of 93%. LEAP has formed an essential foundation for future leadership development initiatives, including forums and mentoring programs.

In addition to leadership development initiatives, we continue to invest in on-the-job training as well as formal learning opportunities. A range of information sessions and workshops have been delivered across the organisation on a series of topics, including Financial Wellbeing and Employee Assistance Program Awareness.



168
Employees
(on 30 June 2024)

1,049
Active volunteers
(on 30 June 2024)

Supporting volunteers and interns

In addition to regular and event-based volunteers, Cancer Council Queensland partners with research institutions, like universities, to host interns. This gives students the chance to be mentored by top cancer researchers, develop their skills, and advance their careers.

To strengthen relationships with our valued volunteers across the state, we are focusing on using digital channels to better engage with communities, making it easier for volunteers to connect with us and increase community involvement.

To thank and recognise our volunteers, donors, and partners, a series of “Celebrating Your Contribution” events were held across Queensland from June to September 2024. Communities in Cairns, Townsville, Bundaberg, Hervey Bay, Rockhampton, Brisbane, the Gold Coast, and Toowoomba gathered to celebrate, share key initiatives, and highlight the incredible support Cancer Council Queensland receives.



Alan Calder

Volunteer Transport
to Treatment driver

“Transport is a huge need for someone coming from a regional area,” Alan reflects, adding that without practical support, it could have affected his daughter’s treatment.

From heartbreak to hope

Alan's journey of healing through volunteering

Alan Calder has lived in Cairns for nearly 40 years and shares how his family's cancer experience shaped his decision to volunteer with Cancer Council Queensland.

Alan's daughter was diagnosed with brain cancer while studying medicine, which led to frequent trips for specialised care. "When you get the news, you jump on a plane and go to where she's being treated," he recalls.

Living in a regional area, they faced the challenge of navigating a city with no support network.

Despite their efforts, they lost their daughter after 18 months. To honour her memory, Alan began volunteering six months ago, providing transport for cancer patients. "Now I've got the time, this is one way of giving back," he says.

Alan finds deep fulfillment in helping others. "It makes it easier for people to get their treatment," he explains, noting the transport challenges many face in Cairns.

On a recent trip with a new volunteer driver, every patient expressed gratitude for the service, reinforcing the importance of his work. "That's all you need to be satisfied in a day's work," he says.

For Alan, volunteering is more than just driving; it's about connecting with people facing significant challenges and making their journeys easier. He encourages others to get involved.

"Just a few hours a week can mean the world to someone going through treatment."



Transport to Treatment journeys:

2,908
Brisbane

4,734
Cairns

857
Rockhampton

2,051
Townsville

1,472
Toowoomba





Thank You to our partners and supporters

Building and maintaining relationships that are impactful, strong, and mutually beneficial is a core strategic priority.

Philanthropic partners

Cancer Council Queensland appreciates all our thoughtful and generous supporters. We particularly recognise the following individuals and organisations who made significant contributions during the 2024 financial year.

- Australian Philanthropic Services Foundation
- Avril Burton
- Bob & Ev Marshall
- Dr Loretta Zamprogno PSM
- Equity Trustees
- Fay Halloran
- Frazer Family Foundation
- Gambling Community Benefit Fund
- Ian & Cass George
- Ivan Maurice Jones Endowment
- Joan Whyte
- John Newton
- Kenneth Harkins
- Linda & Mike Cowan
- Pam Martin
- Paul Lucas
- Perpetual Limited
- Peter Haeusler
- Russell & Julie Kempnich
- Saywell Foundation
- The Sylvia & Charles Viertel Charitable Foundation
- Tour de Cure
- Warren & Amber Taylor
- William & Patricia Westlake

We would like to specifically acknowledge Dr John Mayo for all his ongoing and kind support through the Marilyn and John Mayo Reserve Fund.

We would also specifically like to thank all those individuals who left a gift in their will via QLD Gives by Queensland Community Foundation. We thank QLD Gives for their ongoing management and distribution of these funds.

Bequestors*

Cancer Council Queensland is truly grateful and honoured by the generosity of all supporters who choose to kindly include a gift to Cancer Council Queensland in their will. Each year, almost 50% of our fundraising income is received through gifts in wills and trusts established through wills. These thoughtful gifts allow us to continue to make a difference to the lives of Queenslanders touched by cancer.

- Aida Sorab Tunik
- Alistair Graham Finnie
- B M Law
- Benjamin Boothby
- Beverley McMullin
- Chris Moore
- Clarice Beatrice Close
- Constance White
- Daniel James O'Donohue
- David George Mckay
- David John Eaton
- Desmond Smoothy
- Dorothy Joy Tate
- Dorothy Megan Stanton
- Elisabeth Ann Hardie
- Elizabeth Annie Lewis
- Elna Alice Miller
- Elsie Isabel Burla
- Elsie May Menary
- Ena Margaret Paterson
- Ernest Edward Preston
- Francis McDermott Ryan
- Frank Marsh
- Gwen Ward
- Geoffrey Penney
- Hilda Rose
- Ina Mary Garrihy
- Isabel Mary Croft
- Janette Crighton
- Joan Elizabeth O'Brien
- John Jeffreys
- John William Halford
- Joseph Troeller
- Joyce Kathleen Whiteley
- Ken Reginald Dawson
- Kerry Kavney
- Kevin Brendan Hickey
- Leonard Hovell
- Leslie Ronald Baker
- Louisa Mary Sims
- Luke Durkin
- Malcolm Wilson
- Margaret Amy Burge
- Margaret Fraser
- Margery Gist
- Marie Claire French
- Marie Joyce Thorgood
- Mary Isabelle Lipscombe
- Murdoch Montgomery Waddell
- Olga Valese
- Paul Lucas
- Peter Willy Noirjean
- Raymond James Christiansen
- Richard Cook
- Robert Frederick Sokoll
- Robin Christian Larsen
- Ronald John Cochran
- Saywell Foundation
- Shirley Mona Porter
- Sybil June Martin
- Terence Cooper
- Thomas Harris
- Valerie Rose Zervos
- Vanda Hogan
- Vilma Barbara Johnston
- Violet Annie Brown
- Warren John Haskins
- William John Brighton

* Gifted more than \$20,000 to Cancer Council Queensland

Corporate partners

Cancer Council Queensland gratefully acknowledges the organisations that have supported our lifesaving work through donations, grants and workplace giving programs.

- Aspley Hornets
- Auto & General Insurance
- Baldwin Plumbing
- Batchfire Resources
- Callide Mine
- Blues on Broadbeach
- Brisbane City Council
- Brothers Leagues Club Cairns
- Bundaberg Regional Council
- Bundaberg Sugar Ltd
- Burdekin Shire Council
- Cairns Regional Council
- Councillor Brooke Patterson (Gold Coast)
- CQ University
- Rockhampton North
- CS Energy
- Dolphins Rugby League Club
- Epic Hair Designs
- Freedom Broadband Pty Ltd
- Frenchville Sports Club
- Harrigans Drift Inn
- Hitachi Rail STS
- Holcim (Australia) Pty Ltd
- Hume Doors & Timber (QLD) Pty Ltd
- Icon Cancer Centres
- Ipswich City Council
- JJ Richards & Sons Pty Ltd
- K&L Gates
- Kerry Ingredients Australia
- Lexus Townsville
- LJ Hooker Port Douglas
- Mackay Sugar Limited
- Marian Mill
- Maroochy RSL
- McInnes Wilson Lawyers
- Parkside Holdings
- Piccones Supa IGA
- Community Benefits
- Plate Marketing Pty Ltd
- QIC Grand Central (Toowoomba)
- Queensland Health
- Queensland Rail - CSR
- RE/MAX Real Estate Services
- Seascope Emu Park
- Sofitel Brisbane Central
- South Burnett Regional Council
- Suncorp Brighter Futures
- The Coffee Club Capalaba
- The Indie Stone LTD
- The University of Queensland
- Townsville City Council
- Transdev Queensland Pty Ltd
- Wilmar Sugar Pty Ltd

Embracing the Queensland spirit

Avril's lifelong commitment as a donor to Cancer Council Queensland

Goondiwindi ("Gundy" to locals) in the Darling Downs is instantly recognizable with its cotton-lined roads and welcoming people. The community pulls together, whether for a lift or a fundraiser.

Avril, a retired cattle farmer in her eighties, embodies this spirit. She still volunteers at the local Driver Reviver site, delivers Meals on Wheels, and has donated to Cancer Council Queensland since 1992, though she's humble about it.

She's also part of the Sponsor a Room program at Olive McMahon Lodge in Toowoomba, which provides accommodation for rural and regional Queenslanders needing cancer treatment. Avril sponsored a room for a year, helping improve services for guests.

"I think it's marvellous," she says. "When I saw The Daffodil newsletter, I thought, 'I can't help physically, but I can write a cheque.' So, I did."

Though Toowoomba is just three hours away for her, Avril recognizes the importance of the Lodges for those traveling much farther.

"They're very necessary and appreciated," she adds.

Generously, Avril has also included a donation to Cancer Council Queensland in her Will, though she remains modest.

"I hope to heck it does a lot of good!" she says.



Nights of accommodation we provided:

10,195
Brisbane

3,568
Cairns

1,715
Rockhampton

5,640
Townsville

3,945
Toowoomba



“At the time, my husband and I decided to support something we might need, and others do need. You can't give to every charity, but cancer affects many people I know.”

Avril

Sponsor a Room donor



Board & Governance

Our systems, processes and conduct demonstrate our commitment to good governance.

Cancer Council Queensland is committed to achieving and demonstrating the highest standards of corporate governance. This means implementing sound governance and management systems and processes that allow us to conduct our affairs and services in accordance with our values and maintain our compliance with relevant legislative, regulatory and contractual requirements.

The Board and committees regularly review their performance, and the skills and training of their members, to ensure they have the right balance to discharge their duties and responsibilities effectively. This includes leveraging specialist advisory groups, such as the Information, Technology Steering Group (ITSG) as appropriate.

Board of Directors

Current Directors as at 2 September 2024

Mr Robert Gregg – Chair
Mr Todd Everitt – Deputy Chair
Mr Ian Rodin
Prof Alpha Yap

Mr Robert Hudson
Ms Samantha Shanahan
Ms Wendy Tancred (appointed 26 September 2023)
Adj Prof Alanna Geary (appointed 23 July 2024)

Company Secretary – Ms. Samantha Lennox

Audit & Risk Management Committee

Oversees finance, audit processes, risk management and compliance.

Mr. Ian Rodin – Chair
Ms. Penny Shield
Mr. Craig Sydney
Ms. Wendy Tancred

People & Culture Committee

Oversees human resources, volunteers and health, safety and wellbeing.

Mr. Todd Everitt – Chair
Ms. Nerida Sing – Deputy Chair
Mr. Nicholas Rogers
Ms. Belinda Hapgood
Mr. Joseph Francis
Ms. Samantha Shanahan

Directors' Attendance & Responsibilities

1 July 2023 - 30 June 2024

Name & Position	Special Responsibilities	Years of Service as Director	Directors' meetings		Committee meetings	
			Eligible to attend	Attended	Eligible to attend	Attended
Mr Robert Gregg Executive Director and Founder, Universal Self Storage Funds Management Pty Ltd	Chair of the Board	6	5	4	–	–
Mr Todd Everitt Managing Director and CEO, Executive Central	Deputy Chair of the Board and chair of the People and Culture Committee	3	5	5	4	4
Mr Ian Rodin Company director; former partner Ernst & Young	Chair of the Audit & Risk Management Committee	4	5	5	7	7
Professor Alpha Yap Professor, UQ, Head of the Division of Cell and Developmental Biology; Senior Principal Research Fellow at NHMRC		3	5	5	–	–
Mr Robert Hudson Founder, SpoutLogic		2	5	5	–	–
Ms Samantha Shanahan General Counsel, Ramsay Heath Care	Director of the Board and Member of People and Culture Committee Management Committee	1	5	4	2	1
Ms Wendy Tancred CEO of Holy Cross Services	Director of the Board (appointed 26/09/2023) and Member of Audit and Risk Management Committee	1	3	3	4	4

(Adj Prof Alanna Geary was appointed after this reporting period)

Financial Report

Cancer Council Queensland

ABN: 48 321 126 727

For the year ended
30 June 2024

We use and manage our assets responsibly, to ensure we can deliver on our mission and strategic goals now and in the future.

CFO Executive summary

Cancer Council Queensland has delivered another sound financial result by focusing on mission-related activities while running the organisation as efficiently as possible.

In line with our commitment to sustainable and responsible financial operations, we achieved a modest surplus of \$1.0m similar to the prior period.

Thanks to the generosity of Queenslanders, we raised \$23m from a range of fundraising campaigns which is an increase of 18% on an annualised basis compared to the prior period. With the increased income Cancer Council Queensland was able to increase mission-based expenditure by 11% compared to the prior period (annualised) with significant increases in both internal research effort as well as funding of external research through the Next Generation Cancer Research Fellowships.



Ian Rodin
DIRECTOR OF THE BOARD,
CHAIR OF ARMC COMMITTEE

Shane Sullivan
CHIEF FINANCIAL OFFICER

We have achieved a significant increase in our Net Asset position of \$9.6m to \$85.4m due to a significant increase in the value of our Accommodation Lodges and our Fortitude Valley office of \$5.8m and an improvement in the value of our invested reserves of \$2.9m.

Our investment performance was aligned with the overall performance of investment markets in the year ended June 2024.

We have a long-term investment strategy targeted to deliver strong returns throughout the investment cycle, to enable us to deliver on our mission regardless of broader economic conditions. Through our professional investment adviser, we have achieved a return of 13.3% for the 12 months to June 2024 and an annual return of 9.6% since inception.

Cancer Council Queensland obtained an unqualified audit opinion from our auditors, BDO, for the period ended 30 June 2024.

Statement of Profit or Loss and Other Comprehensive Income

For the year ended
30 June 2024

	Note	12 months 30 Jun 2024 \$	6 months 30 Jun 2023 \$
REVENUE			
Fundraising Income		23,055,960	9,769,099
Research Income		3,430,568	1,563,573
Accommodation		2,140,497	946,010
Sale of SunSmart protection products (Retail)		1,520,943	674,277
Cancer Support Services & Information		1,066,992	918,678
Other Income			
Other Gains		283,461	68,006
Total Income Excluding Investments		31,498,421	13,939,643
Investment Income		2,951,714	1,876,278
Total Income	3	34,450,135	15,815,921
EXPENSES			
Cancer Support Services & Information		9,333,853	4,511,901
Research expenses		7,522,503	3,002,330
Fundraising expenses		5,875,973	2,432,230
Accommodation expenses		2,169,570	1,267,900
Grant Expense		4,275,000	1,369,000
Partnership & Engagement		841,538	580,169
SunSmart protection products expenses (Retail)		578,879	374,702
Administration expenses		2,864,553	1,294,045
Total Expenses	4	33,461,869	14,832,277
Operating Surplus / (Deficit) for the period		988,266	983,644
Income tax expense		-	-
Surplus for the year		988,266	983,644
OTHER COMPREHENSIVE INCOME			
<i>Items that will not be reclassified subsequently to surplus or deficit</i>			
Change in fair value of land and buildings		5,754,323	-
Change in fair value of investments		2,881,122	2,353,564
TOTAL OTHER COMPREHENSIVE INCOME		8,635,445	2,353,564
TOTAL COMPREHENSIVE INCOME		9,623,711	3,337,208

The above statement of profit or loss and other comprehensive income should be read in conjunction with the accompanying notes.

Statement of Financial Position

As at 30 June 2024

	Note	2024 \$	2023 \$
ASSETS			
Current Assets			
Cash and cash equivalents	6	6,754,860	3,819,550
Trade and other receivables	7	2,792,599	3,589,370
Other current assets	8	1,537,491	1,229,381
Total Current Assets		11,084,950	8,638,301
Non-current Assets			
Financial investments	9	48,956,769	46,532,279
Property, plant and equipment	10	35,369,690	30,965,117
Right-of-use assets	11	224,788	296,029
Total Non-current Assets		84,551,247	77,793,425
TOTAL ASSETS		95,636,197	86,431,726
LIABILITIES			
Current Liabilities			
Trade and other payables	12	4,600,523	5,421,451
Short-term unpaid grants	13	2,445,500	2,100,000
Provisions	14	343,489	497,700
Lease liabilities	15	79,083	74,690
Total Current Liabilities		7,468,595	8,093,841
Non-current Liabilities			
Lease Liabilities	15	188,952	268,136
Long-term unpaid grants	13	2,380,000	2,100,000
Provisions	14	235,427	230,237
Total Non-current Liabilities		2,804,379	2,598,373
TOTAL LIABILITIES		10,272,974	10,692,214
NET ASSETS			
Marylyn and John Mayo Reserve Fund	17	7,683,856	6,811,373
Reserves	17	18,196,431	10,809,405
Accumulated surplus		59,482,936	58,118,734
TOTAL EQUITY		85,363,223	75,739,512

The above statement of financial position should be read in conjunction with the accompanying notes.

Statement of Changes in Equity

For the year ended
30 June 2024

	Asset Revaluation Reserve \$	Financial Assets Revaluation Reserve \$	Subtotal \$	Marylyn and John Mayo Reserve \$	Accumulated Surplus \$	Total \$
At 1 January 2023	9,515,448	(623,244)	8,892,204	6,278,433	57,231,667	72,402,304
Surplus for the period	-	-	-	-	983,644	983,644
Other Comprehensive Income, net of tax	-	1,974,488	1,974,488	379,076	-	2,353,564
Total Comprehensive Income for the year	-	1,974,488	1,974,488	379,076	983,644	3,337,208
Transactions with owners in their capacity as owners:						
Transfer of Mayo income to reserve	-	-	-	164,016	(164,016)	-
Transfer of net loss on financial assets sold	-	(57,287)	(57,287)	(10,152)	67,439	-
At 30 June 2023	9,515,448	1,293,957	10,809,405	6,811,373	58,118,734	75,739,512
At 1 July 2023	9,515,448	1,293,957	10,809,405	6,811,373	58,118,734	75,739,512
Surplus for the period	-	-	-	-	988,266	988,266
Other Comprehensive Income, net of tax	5,754,323	2,228,215	7,982,538	652,907	-	8,635,445
Total Comprehensive Income for the year	5,754,323	2,228,215	7,982,538	652,907	988,266	9,623,711
Transactions with owners in their capacity as owners:						
Transfer of revaluation reserve on land & building sold	(378,144)	-	(378,144)	-	378,144	-
Transfer of Mayo income to reserve	-	-	-	330,389	(330,389)	-
Transfer of net gain on financial assets sold	-	(217,368)	(217,368)	(110,813)	328,181	-
At 30 June 2024	14,891,627	3,304,804	18,196,431	7,683,856	59,482,936	85,363,223

The above statement of changes in equity should be read in conjunction with the accompanying notes.

Statement of Cash Flows

For the year ended
30 June 2024

	Note	12 months 30 Jun 2024 \$	6 months 30 Jun 2023 \$
CASH FLOWS FROM OPERATING ACTIVITIES			
Receipts from customers and fundraising		26,052,436	11,380,372
Receipt of grants		4,371,765	2,105,112
Receipt of insurance claims property		50,176	-
Interest received		124,928	149,130
Dividends received		1,485,078	702,050
Finance costs		(24,791)	(14,626)
Payments to suppliers and employees		(32,796,243)	(15,218,023)
NET CASH (OUTFLOW) FROM OPERATING ACTIVITIES	6 (b)	(736,651)	(895,985)
CASH FLOWS FROM INVESTING ACTIVITIES			
Payments for property, plant and equipment	10(b)	(629,882)	(243,723)
Proceeds from sale of property, plant and equipment		2,042,082	-
Proceeds from sale of other investments		10,422,056	1,365,659
Acquisition of other investments		(8,069,264)	(7,398,253)
NET CASH INFLOW / (OUTFLOW) FROM INVESTING ACTIVITIES		3,764,992	(6,276,317)
CASH FLOWS FROM FINANCING ACTIVITIES			
Interest paid on lease liabilities		(18,240)	(10,682)
Payments for principal portion of lease liabilities		(74,791)	(48,860)
NET CASH (OUTFLOW) FROM FINANCING ACTIVITIES	15	(93,031)	(59,542)
NET INCREASE / (DECREASE) IN CASH HELD		2,935,310	(7,231,844)
Cash and cash equivalents at beginning of period		3,819,550	11,051,394
CASH AND CASH EQUIVALENTS AT THE END OF THE PERIOD	6 (a)	6,754,860	3,819,550

The above statement of cash flows should be read in conjunction with the accompanying notes.

1. CORPORATE INFORMATION

The financial statements of Cancer Council Queensland (the Company) for the twelve months ended 30 June 2024 were authorised for issue in accordance with a resolution of the directors on 1/10/2024.

Cancer Council Queensland is a company limited by guarantee incorporated and domiciled in Australia. The company is a registered charity with the Australian Charities and Not-for-Profit Commission. The address of the registered office and principal place of business is 553 Gregory Terrace, Fortitude Valley, QLD 4006.

Cancer Council Queensland is a not-for-profit entity for financial reporting purposes.

On 6 December 2022, the board of directors of Cancer Council Queensland resolved under s323D of the *Corporations Act 2001* to change the company's financial year end from 31 December to 30 June. Accordingly, these financial statements are for the year ended 30 June 2024. The comparative period is the six-months period 30 June 2023. Therefore, the amounts presented in the financial statements for the current and comparative periods are not directly comparable.

2. SUMMARY OF SIGNIFICANT ACCOUNTING POLICIES

(a) Basis of Preparation

The financial statements are general purpose financial statements which have been prepared in accordance with requirements of the *Australian Charities and Not-for-profits Commission (ACNC) Act 2012*, Australian Accounting Standards – Simplified Disclosures, Accounting Interpretations and other authoritative pronouncements of the Australian Accounting Standards Board ('AASB').

Prior year financial statements have been reclassified to conform to current year's presentation.

Historical cost convention

The financial statements have also been prepared on a historical cost basis, except for land and buildings and investments, which are valued at fair value.

Currency

The financial statements are presented in Australian dollars, which is the company's functional and presentation currency.

Critical accounting estimates

The preparation of the financial statements requires the use of certain critical accounting estimates. It also requires management to exercise its judgement in the process of applying the Company's accounting policies. The areas involving a higher degree of judgement or complexity, or areas where assumptions and

estimates are significant to the financial statements, are disclosed in note 2 (r).

The principal accounting policies adopted in the preparation of the financial statements are set out below. These policies have been consistently applied to all the years presented.

(b) New or amended Accounting Standards and Interpretations adopted

Cancer Council Queensland has adopted all new or amended Accounting Standards and Interpretations issued by the Australian Accounting Standards Board ('AASB') that are mandatory for the current reporting period. These have not had a material impact on the financial report.

Any new or amended Accounting Standards or Interpretations that are not yet mandatory have not been early adopted. The adoption of these Accounting Standards and Interpretations are not expected to have any significant impact on the financial performance or position of the company.

(c) Revenue Recognition

Revenue from contracts with customers

Revenue is recognised at an amount that reflects the consideration to which the Company is expected to be entitled in exchange for transferring goods or services to a customer. For each contract with a customer, the company:

- a) identifies the contract with a customer;
- b) identifies the performance obligations in

the contract; c) determines the transaction price which takes into account estimates of variable consideration and the time value of money; d) allocates the transaction price to the separate performance obligations on the basis of the relative stand-alone selling price of each distinct good or service to be delivered; and e) recognises revenue when or as each performance obligation is satisfied in a manner that depicts the transfer to the customer of the goods or services promised.

Sale of Goods

Revenue from sale of goods is recognised at the point in time when it is received or when the right to receive payment is established.

Rendering of Services

Revenue from Cancer Council Queensland services is recognised over time as the services are rendered.

Fundraising and Bequests

Revenue from fundraising, including donations and bequests, is recognised when received or receivable.

Interest

Interest income is recognised as interest accrues using the effective interest method. The effective interest method uses the effective interest rate which is the rate that exactly discounts the estimated future cash receipts over the expected life of the financial asset.

Dividends

Dividends are recognised as revenue when the company's right to receive payment is established.

Grants

Grants are principally of a recurrent or capital nature and intended to fund ongoing operations or asset acquisitions.

Grant income arising from an agreement which contains enforceable and sufficiently specific performance obligations is recognised when control of each performance obligation is satisfied.

Within grant agreements, there may be some performance obligations where control transfers at a point in time and others which have continuous transfer of control over the life of the contract. Where control is transferred over time generally revenue is recognised based on either cost or time incurred which best reflects the transfer of control.

Grant income arising from an agreement which does not contain enforceable and sufficiently specific performance obligations is recognised when the grant is received, except for special purpose capital grants received to construct non-financial assets to be controlled by the Company.

Capital grants received under an enforceable agreement to enable the Company to acquire or construct an item of property, plant and equipment which will be controlled by the

Notes to the Financial Statements

For the year ended 30 June 2024

Company once complete, and there are no ongoing specific service obligations attached to the capital grant, are recognised as revenue as and when the obligation to construct or purchase is completed. Where the capital grant includes service requirements and other conditions, the capital grant revenue is recognised over the term of the agreement.

Capital grants are recognised as unearned revenue when received, and subsequently recognised as revenue when (or as) the Company satisfies its obligations under the terms of the grant.

Other revenue

Other revenue is recognised when it is received or when the right to receive payment is established.

Volunteer services

The Company has elected not to recognise volunteer services as either revenue or other form of contribution received. As such, any related consumption or capitalisation of such resources received is also not recognised.

All revenue is stated net of the amount of goods and services tax (GST).

(d) Income Tax

Cancer Council Queensland is exempt from income tax within the terms of Subdivision 50-5 of the *Income Tax Assessment Act 1997 (Cth)*.

(e) Cash and Cash Equivalents

For the purposes of the Statement of Cash Flows, cash and cash equivalents includes cash on hand and at bank, deposits held at call with financial institutions, other short term, highly liquid investments with maturities of three months or less, that are readily convertible to known amounts of cash and which are subject to an insignificant risk of changes in value.

(f) Trade and Other Receivables

Trade receivables are initially recognised at fair value and subsequently measured at

amortised cost using the effective interest method, less any allowance for expected credit losses. Trade receivables are generally due for settlement within 30 and 90 days.

Other receivables are recognised at amortised cost, less any allowance for expected credit losses.

(g) Investments and Other Financial Assets

Classification

The Company classifies financial assets in the following measurement categories:

- those to be measured subsequently at fair value (either through other comprehensive income or through profit or loss); and
- those to be measured at amortised cost.

The classification is determined based on both the business model within which such assets are held and the contractual cash flow characteristics of the financial asset.

For assets measured at fair value, gains and losses will either be recorded in profit or loss or other comprehensive income (OCI). For investments in equity instruments that are not held for trading, this will depend on whether the Company has made an irrevocable election at the time of initial recognition to account for the equity investment at fair value through other comprehensive income (FVOCI).

Initial recognition and measurement

At initial recognition, the Company measures a financial asset at its fair value. Transaction costs are included as part of the initial measurement, except for financial assets at fair value through profit or loss (FVPL). Transaction costs of financial assets carried at FVPL are expensed in profit or loss.

Financial assets are derecognised when the rights to receive cash flows have expired or have been transferred and the Company has transferred substantially all the risks and rewards of ownership. When there is no reasonable expectation

of recovering part or all of a financial asset, its carrying value is written off.

Purchases and sales of investments are recognised on trade date which is the date on which the Company commits to purchase or sell the asset.

Subsequent measurement

Accounting policies for each category of investments and other financial assets subsequent to initial recognition are set out below.

Financial assets at amortised cost

The Company classifies its financial assets as at amortised cost only if both of the following criteria are met:

- the asset is held within a business model with the objective of collecting the contractual cash flows, and
- the contractual terms give rise on specified dates to cash flows that are solely payments of principal and interest on the principal outstanding.

Financial assets at amortised cost are subsequently measured using the effective interest (EIR) method and are subject to impairment. Gains and losses are recognised in profit or loss when the asset is derecognised, modified or impaired.

The Company's financial assets at amortised cost includes trade and other receivables.

Financial assets designated at fair value through OCI (equity instruments)

The Company has made an irrevocable election to classify its investments in equity instruments which are not held for trading at fair value through OCI. These equity investments represent investment holding that the Company intends to hold for long-term strategic purposes.

Financial assets at fair value through OCI are held at fair value at each reporting date. Fair value has been determined by reference

to Australian Securities Exchange quoted market bid prices at the close of business at the end of the reporting period. Dividends in respect of these investments that are a return on investment, are recognised in profit or loss and there is no impairment. Gains and losses on these financial assets are never recycled to profit or loss.

Financial assets at fair value through profit or loss

Financial assets not measured at amortised cost or at fair value through other comprehensive income are classified as financial assets at fair value through profit or loss. All gains and losses from these investments, and all fair value movements, are directly recognised through profit or loss.

This category includes investments in unit funds which does not meet the definition of equity instrument and therefore it cannot be designated to classify at fair value through OCI.

Impairment of financial assets

For trade and other receivables, the Company applies the simplified approach permitted by AASB 9, which requires expected lifetime losses to be recognised from initial recognition of the receivables. To measure the expected credit losses, trade receivables and contract assets have been grouped based on shared credit risk characteristics and the days past due.

(h) Fair Value measurement

Fair values may be used for financial asset and liability measurement and as well as for sundry disclosures.

Fair value is the price that would be received to sell an asset or paid to transfer a liability in an orderly transaction between market participants at the measurement date. It is based on the presumption that the transaction takes place either in the principal market for the asset or liability or, in the absence of a principal market, in the most advantageous market. The principal or most advantageous market

must be accessible to or by, the Company. Fair value is measured using the assumptions that market participants would use when pricing the asset or liability, assuming that market participants act in their best economic interest. The fair value measurement of a non-financial asset takes into account the market participant's ability to generate economic benefits by using the asset at its highest and best use or by selling it to another market participant that would use the asset at its highest and best use. In measuring fair value, the Company uses valuation techniques that maximise the use of observable inputs and minimise the use of unobservable inputs.

(i) Property, Plant and Equipment

Land and buildings are measured at fair value based on periodic, at least every 3 years, valuations by external independent valuers, less subsequent depreciation and impairment for buildings. Any accumulated depreciation at revaluation date is eliminated against the gross carrying amount of the asset and the net amount is restated as the revalued amount of the asset. Any revaluation surplus is recorded in other comprehensive income and hence, credited to the asset revaluation reserve in equity, except to the extent that it reverses a revaluation decrease of the same asset previously recognised in the statement of profit or loss and other comprehensive income, in which case the increase is recognised in the statement of profit or loss and other comprehensive income.

A revaluation deficit is recognised in the statement of profit or loss and other comprehensive income, except to the extent that it offsets an existing surplus on the same asset recognised in the asset revaluation reserve. On disposal, any revaluation surplus relating to sold assets is transferred to accumulated surplus. Independent valuations are performed regularly to ensure that the carrying amount of land and buildings

does not differ materially from the fair value at the end of the reporting period.

All other plant and equipment is stated at historical cost, including costs directly attributable to bringing the asset to the location and condition necessary for it to be capable of operating in the manner intended by management, less depreciation and any impairment.

Land is not depreciated. Depreciation on other assets is calculated on a straight-line basis over the estimated useful life or in the case of leasehold improvements and certain leased plant and equipment, the shorter lease term, as follows:

- Buildings	2.6%
- Plant & equipment	10-33%
- Motor Vehicles	20%
- Leasehold improvement	20-33%

The assets residual values and useful lives are reviewed and adjusted if appropriate, at the end of each reporting period.

Gains and losses on disposals are calculated as the difference between the net disposal proceeds and the assets carrying amount and are included in profit or loss in the year that the item is derecognised.

(j) Right-of-use assets

A right-of-use asset is recognised at the commencement date of a lease. The right-of-use asset is measured at cost, which comprises the initial amount of the lease liability, adjusted for, as applicable, any lease payments made at or before the commencement date net of any lease incentives received, any initial direct costs incurred, and, except where included in the cost of inventories, an estimate of costs expected to be incurred for dismantling and removing the underlying asset, and restoring the site or asset.

Right-of-use assets are depreciated on a straight-line basis over the unexpired

period of the lease or the estimated useful life of the asset, whichever is the shorter. Where the Company expects to obtain ownership of the leased asset at the end of the lease term, the depreciation is over its estimated useful life. Right-of-use assets are subject to impairment or adjusted for any remeasurement of lease liabilities.

The Company has elected not to recognise a right-of-use asset and corresponding lease liability for short-term leases with terms of 12 months or less and leases of low-value assets. Lease payments on these assets are expensed to profit or loss as incurred.

(k) Trade and Other Payables

Trade and other payables represent liabilities for goods and services provided to the Company prior to the year end and which are unpaid. These amounts are unsecured and have 30-60 day payment terms. They are recognised initially at fair value and subsequently measured at amortised cost using the effective interest method.

(l) Lease liabilities

A lease liability is recognised at the commencement date of a lease. The lease liability is initially recognised at the present value of the lease payments to be made over the term of the lease, discounted using the interest rate implicit in the lease or, if that rate cannot be readily determined, the entity's incremental borrowing rate. Lease payments comprise of fixed payments less any lease incentives receivable, variable lease payments that depend on an index or a rate, amounts expected to be paid under residual value guarantees, exercise price of a purchase option when the exercise of the option is reasonably certain to occur, and any anticipated termination penalties. The variable lease payments that do not depend on an index or a rate are expensed in the period in which they are incurred.

Lease liabilities are measured at amortised cost using the effective interest method. The carrying amounts are remeasured if there is a change in the following: future lease payments arising from a change in an index or a rate used; residual guarantee; lease term; certainty of a purchase option and termination penalties. When a lease liability is remeasured, an adjustment is made to the corresponding right-of-use asset, or to profit or loss if the carrying amount of the right-of-use asset is fully written down.

(m) Trade and other Payables Unsecured

These amounts represent liabilities for goods and services provided to the company prior to the end of the financial year and which are unpaid. Due to their short-term nature they are measured at amortised cost and are not discounted. The amounts are unsecured and are usually paid within 30 days of recognition.

The Company receives grant funding for specific purposes either for contracted periods of time or for completion of particular activities irrespective of the time required to complete those activities. Unspent grant funding is treated as a liability included in 'Income in Advance' in the Statement of Financial Position until such time as all preconditions under the terms of the grant are satisfied.

(n) Provisions

Liabilities for unpaid research grants and make good obligations are recognised when the Company has a present legal or constructive obligation as a result of a past event, it is probable that an outflow of economic resources will be required to settle the obligation and the amount can be reliably estimated. Provisions are not recognised for future operating losses.

Where the effect of the time value of money is material, provisions are determined by discounting the expected future cashflows at a pre-tax rate that reflects current market assessments of the time value of money and where appropriate, the risks specific to the liability.

Notes to the Financial Statements

For the year ended 30 June 2024

(o) Employee Benefit Provisions

Short-term employee benefit obligations

Liabilities for wages and salaries, including non-monetary benefits and annual leave expected to be settled wholly within 12 months after the end of the reporting period are recognised in other liabilities in respect of employees' services rendered up to the end of the reporting period and are measured at amounts expected to be paid when the liabilities are settled.

Other long-term employee benefit obligations

Long service leave and annual leave not expected to be settled wholly within 12 months after the end of the reporting period are recognised as part of the provision for employee benefits and measured as the present value of expected future payments to be made in respect of services provided by employees to the end of the reporting period using the projected unit credit method. Consideration is given to expected future salaries and wages levels, experience of employee departures and periods of service. Expected future payments are discounted using corporate bond rates at the end of the reporting period with terms to maturity and currency that match as closely as possible, the estimated future cash outflows. Regardless of when settlement is expected to occur, liabilities for long service leave and annual leave are presented as current liabilities in the statement of financial position if the entity does not have an unconditional right to defer settlement for at least 12 months after the end of the reporting period.

Any amounts expected to be recovered from Q-Leave under the portable long service leave scheme are recognised separately.

Defined contribution superannuation expense

Contributions to defined contribution superannuation fund are expensed in the period in which they are incurred.

(p) GST

Revenues and expenses are recognised net of GST except where GST incurred on a purchase of goods and services is not recoverable from the taxation authority, in which case the GST is recognised as part of the cost of acquisition of the asset or as part of the expense item.

Receivables and payables are stated with the amount of GST included. The net amount of GST recoverable from, or payable to, the taxation authority is included as part of receivables or payables in the statement of financial position.

Cashflows are included in the statement of cashflows on a gross basis and the GST component of cashflows arising from investing and financing activities which is recoverable from or payable to, the taxation authority are classified as operating cashflows.

Commitments and contingencies are disclosed net of the amount of GST recoverable from or payable to, the taxation authority.

(q) Expense Allocation

All direct costs are allocated by function. Corporate Services costs, which comprises Finance, IT, HR, Facilities management, Legal and governance, are allocated out to each function of the business (fundraising operations, research, cancer services delivery and corporate services) based on a percentage of full time equivalent employees for that function to total full time equivalent employees for the organisation.

(r) Critical Accounting Estimates and Judgments

The preparation of the financial statements requires management to make judgements, estimates and assumptions that affect the reported amounts in the financial statements. The directors evaluate estimates and judgements incorporated into the financial statements based on historical knowledge and best available current information.

Estimates assume a reasonable expectation of future events and are based on current trends and economic data, obtained both externally and within the Company. Actual results may differ from these estimates. The judgements, estimates and assumptions that have a significant risk of causing a material adjustment to the carrying amounts of assets and liabilities (refer to the respective notes) are discussed below.

Valuation of land and buildings

Assumptions, estimates and judgments used in the valuation of land and buildings are disclosed in Note 10.

Estimation of useful lives of assets

The Company determines the estimated useful lives and related depreciation and amortisation charges for its property, plant and equipment. The depreciation and amortisation charge will increase where the useful lives are less than previously estimated lives, or technically obsolete.

Long service leave provision

The liability for long service leave is recognised and measured at the present value of the estimated future cash flows to be made in respect of all employees at the reporting date. In determining the present value of the liability, estimates of attrition rates and pay increases through promotion and inflation have been taken into account.

Determining the lease term

In determining the lease term, management considers all facts and circumstances that create an economic incentive to exercise an extension option, or not exercise a termination option. Extension options (or periods after termination options) are only included in the lease term if the lease is reasonably certain to be extended (or not terminated). Potential future cash outflows have not been included in the lease liabilities because

it is not reasonably certain that the leases will be extended (or not terminated). The assessment is reviewed if a significant event or a significant change in circumstances occurs which affects this assessment and that is within the control of the lessee.

Determining whether a grant contains enforceable and sufficiently specific obligations

The interaction between AASB 15 and AASB 1058 require management to assess whether the government grants and other funding received need to be accounted for under AASB 15 or AASB 1058. Key to this assessment is whether the government grants and other funding agreements contain:

- a contract with a customer that creates 'enforceable' rights and obligations, and
- the contract includes 'sufficiently specific' performance obligations.

Critical judgement was applied by management in assessing whether a promise is 'sufficiently specific', taking into account all facts and circumstances and any conditions specified in the arrangement (whether explicit or implicit) regarding the promised goods or services. This involves firstly identifying all the activities the Company is required to perform under the contract, and determining which activities transfer goods or services to the customer. Where there are multiple goods or services transferred, the management must assess whether each good or service is a distinct performance obligation or should be combined with other goods or services to form a single performance obligation.

3. REVENUE

	12 months 30 Jun 2024 \$	6 months 30 Jun 2023 \$
Fundraising Income		
Fundraising Events (general donations, national/community events, branch)	6,142,643	3,449,640
Philanthropy (mailing, major gifts, employee contributions, memoriams)	2,976,913	2,217,477
Bequests	13,936,404	4,101,982
Total Fundraising Income	23,055,960	9,769,099
Research & Services Income (including grants)		
Sylvia and Charles Viertel Charitable Foundation	1,503,695	716,195
Queensland Health	1,000,000	500,000
Others	926,873	347,378
Total Research & Services Income	3,430,568	1,563,573
Accommodation income	2,140,497	946,010
Sales of SunSmart protection products (Retail)	1,520,943	674,277
Cancer Support Services & Information Income (including grants)		
Queensland Health	911,194	588,684
Others	155,798	329,994
Total Cancer Support Service & Information Income	1,066,992	918,678
Investment Income		
Dividends	1,088,842	787,368
Interest	171,209	149,130
Realised (loss) / gain on investments at fair value through profit or loss	216,480	8,986
Unrealised (loss) / gain on investments at fair value through profit or loss	1,475,183	930,794
Total Investment Income	2,951,714	1,876,278
Other Gains/(Losses)		
Net gain/(loss) on disposal of property, plant and equipment	259,037	-
Insurance recovery	50,176	44,261
Other	(25,752)	23,745
Total Other Gains	283,461	68,006
Total Income	34,450,135	15,815,921

Notes to the Financial Statements

For the year ended
30 June 2024

Notes to the Financial Statements

For the year ended 30 June 2024

4. EXPENSES

	12 months 30 Jun 2024 \$	6 months 30 Jun 2023 \$
Mission Expenditure		
Cancer Support Services & information	9,333,853	4,511,901
Research	7,522,503	3,002,330
Accommodation	2,169,570	1,267,900
Grant Expense	4,275,000	1,369,000
Partnership & Engagement	841,538	580,169
SunSmart protection products (Retail)	578,879	374,702
Total Mission Expenditure	24,721,343	11,106,002
Mission-Enabling Expenditure		
Fundraising expenses	5,875,973	2,432,230
Administration expenses (net of re-allocations) – note 2 (q)	2,864,553	1,294,045
Total Mission-Enabling Expenditure	8,740,526	3,726,275
Total Expenses	33,461,869	14,832,277
Mission spend as a percentage of total expenses	74%	75%

5. EMPLOYEE COSTS AND RENTAL EXPENSES

	12 months 30 Jun 2024 \$	6 months 30 Jun 2023 \$
Employee Costs	15,167,533	7,460,059
Rental expenses on operating leases	56,351	35,204
Defined contribution superannuation expenses	1,637,647	732,914

(Employee costs include mission related activities such as Community Services including Cancer Helpline, Accommodation, Cancer Counselling, Cancer Research)

Notes to the Financial Statements

For the year ended
30 June 2024

6. CASH AND CASH EQUIVALENTS

a) Cash and cash equivalents comprise the following:

	2024 \$	2023 \$
Cash at bank and cash equivalents ¹	6,738,733	3,814,245
Cash on hand	16,127	5,305
	6,754,860	3,819,550

¹ During the year, the Company received total consideration of \$2m from the sale of its land and building located in Cairns, including a property received as bequests during the year. Additionally, net cash proceeds from the disposal of investments mainly within the long-term strategic contributed to the increase in cash and cash equivalents. Refer to *Statement of Cash Flows* on page 5.

	12 months 30 Jun 2024 \$	6 months 30 Jun 2023 \$
(b) Reconciliation of net surplus after tax to net cash flows from operations		
Net surplus after income tax	988,266	983,644
Depreciation and amortisation	995,593	492,566
Net gain on disposal of property, plant and equipment	(259,037)	-
Change in fair value of managed funds	(1,475,183)	(930,794)
Gain on sale of investments	(216,480)	(8,986)
Bequests received as shares during the year less shares sold	(166,555)	(241,134)
Bequests received as property	(727,765)	-
Decrease / (increase) in trade and other receivables	796,771	(1,182,491)
Decrease in inventories	-	56,610
(Increase) in other current assets	(308,110)	(733,568)
Increase / (decrease) in trade and other payables	(820,928)	1,357,680
(Decrease) in provisions	(149,021)	(76,396)
(Decrease) / Increase in grants provisions	625,500	(350,000)
Dividends and distributions reinvested	(37,942)	(273,798)
Interest paid on lease liabilities	18,240	10,682
Net cash used in operating activities	(736,651)	(895,985)

(c) Non-cash investing and financing activities

There were no non-cash investing or financing activities during the six months ended 30 June 2024 (30 Jun 2023: \$nil)

Notes to the Financial Statements

For the year ended 30 June 2024

7. TRADE AND OTHER RECEIVABLES

	2024 \$	2023 \$
Trade debtors ¹	301,995	465,823
Accrued dividends and interest	423,079	492,505
Accrued revenue	2,067,525	2,631,042
	2,792,599	3,589,370

¹All receivables that are neither past due nor impaired are with long standing clients who have a good credit history with the entity. The carrying amount for receivables best represents the maximum exposure to credit risk. No collateral is held over receivables.

8. OTHER CURRENT ASSETS

	2024 \$	2023 \$
Advances	3,936	3,140
Bonds	26,972	128,038
GST Receivable	331,893	367,037
Prepayments	854,911	706,198
Other	319,779	24,968
	1,537,491	1,229,381

9. FINANCIAL INVESTMENTS

	2024 \$	2023 \$
Non-current		
Investments at fair value through other comprehensive income		
Shares listed	20,708,936	23,257,847
Interest bearing securities	10,217,999	8,127,178
Investments at amortised cost	2,340	12,340
Investments at fair value through profit or loss		
Managed Funds	18,027,494	15,134,914
	48,956,769	46,532,279

The fair value of financial investments is determined by reference to quoted market bid prices at the close of business on the reporting date. The fair value of the investment in managed funds is provided by the fund manager at each reporting date. Shares have no fixed maturity date or coupon rate. Investment in managed funds include units held in fixed interest funds, property funds and equity funds.

10. NON-CURRENT ASSETS – PROPERTY, PLANT & EQUIPMENT

	2024 \$	2023 \$
Land and buildings	33,660,000	29,076,777
Less: Accumulated depreciation	(28,777)	(125,221)
	33,631,223	28,951,556
Work-in-Progress - Buildings	138,131	11,100
Plant and equipment - at cost	7,192,007	7,493,504
Less: Accumulated depreciation	(5,591,671)	(5,491,043)
	1,600,336	2,002,461
	35,369,690	30,965,117

(a) Valuations of land and buildings

Fair values of land and buildings are determined by an independent valuer every 3 years and a director's valuation in the intervening years.

The company engages Herron Todd White, independent accredited valuers, to determine the fair value of its land and buildings. The methodology used was the direct comparison approach whereby evidence derived from the analysis of recent sales of similar properties is adjusted for character differences between the comparable and subject property. The highest and best use of the land and buildings are considered in determining the valuation.

The fair value of land and buildings for office accommodation is their market value. The fair value of land and buildings for purpose-built lodge accommodation is the open market value of a fully operational motel as a going concern or the land value, whichever is the higher. There is no change in the valuation technique since the prior year.

The most recent revaluation was as at 30 June 2024.

Based on valuations performed by Heron Todd White at 30 June 2024, a net gain from the revaluation of the land and buildings of \$5,754,323 was recognised in other comprehensive income.

Notes to the Financial Statements

For the year ended
30 June 2024

Notes to the Financial Statements

For the year ended 30 June 2024

10. NON-CURRENT ASSETS – PROPERTY, PLANT & EQUIPMENT (continued)

(b) Movements in carrying amounts

	Work in Progress - Buildings \$	Land and Buildings \$	Plant and Equipment \$	Total \$
At 1 January 2023	356,004	28,652,604	2,169,732	31,178,340
Additions	-	61,873	181,850	243,723
Transfers	(344,904)	344,904	-	-
Depreciation	-	(107,825)	(349,121)	(456,946)
At 30 June 2023	11,100	28,951,556	2,002,461	30,965,117
At 1 July 2023	11,100	28,951,556	2,002,461	30,965,117
Additions	561,503	68,379	-	629,882
Transfers	(434,472)	-	434,472	-
Depreciation – note 6 (b)	-	(238,540)	(685,812)	(924,352)
Disposals	-	(904,495)	(150,785)	(1,055,280)
Revaluation increment	-	5,754,323	-	5,754,323
At 30 June 2024	138,131	33,631,223	1,600,336	35,369,690

11. RIGHT-OF-USE ASSETS

	2024 \$	2023 \$
Opening Balance		
Leased offices	375,700	375,700
Less: Accumulated depreciation	(150,912)	(79,671)
Ending Balance	224,788	296,029
Movements in carrying amounts		
Opening Balance	296,029	331,649
Lease modification	-	-
Lease addition	-	-
Depreciation - note 6 (b)	(71,241)	(35,620)
Ending Balance	224,788	296,029

Notes to the Financial Statements

For the year ended
30 June 2024

12. TRADE AND OTHER PAYABLES

	2024 \$	2023 \$
Unsecured		
Trade payables ¹	1,829,225	2,131,360
Income in advance ²	629,198	849,198
Short-term employee benefits	688,372	734,789
Other creditors and accruals ³	1,453,728	1,706,104
	4,600,523	5,421,451

Terms and conditions

Terms and conditions relating to the above financial instruments:

¹ Trade payables are non-interest bearing and are normally settled between 30 to 90 days ² Income in advance include government grants of \$193,358 (2023: \$445,187) not yet recognised as revenue. ³ Other creditors are non-interest bearing and have a term between 30 to 90 days

13. UNPAID GRANTS

	2024 \$	2023 \$
Reconciliation of grants payable		
Provision for grants at 1 January brought forward	4,200,000	4,550,000
Add: Additional grants provided during the period	4,625,000	525,000
Less: Grants written back or refunded	(350,000)	-
Less: Grants paid during the period	(3,649,500)	(875,000)
Grants payable at end of period	4,825,500	4,200,000
Current	2,445,500	2,100,000
Non-current	2,380,000	2,100,000
	4,825,500	4,200,000

14. PROVISIONS

	2024 \$	2023 \$
Current		
Long service leave	343,489	497,700
Non-current		
Long service leave	120,756	117,902
Make good provision	114,671	112,335
	235,427	230,237

Notes to the Financial Statements

For the year ended 30 June 2024

15. LEASE LIABILITIES

	2024 \$	2023 \$
Lease liability - current	79,083	74,690
Lease liability – non-current	188,952	268,136
	268,035	342,826

Future lease payments in relation to lease liabilities as at reporting period are as follows:

	2024 \$	2023 \$
Within one year	79,202	74,690
Later than one year but not later than five years	188,833	268,136
Later than five years	-	-
	268,035	342,826

As at 30 June 2024, lease interest of \$18,240 (2023: \$10,682) was recognised in the statement of profit or loss and other comprehensive income. Rent expense recognised pertaining to lease liabilities amounted to \$56,351 (30 June 2023: \$34,565). The total cash outflow for leases at 30 June 2024 was \$74,791 (30 June 2023: \$48,860).

16. MEMBERS' GUARANTEES

Pursuant to the Company's Constitution, each member of the Company guarantees to contribute to the property of the company in the event of it being wound up and there being a shortfall of net assets. The maximum contribution per member in accordance with the guarantee is \$20. There were eight (8) members at the end of 2024 and eight (8) members at the end of 2023.

17. RESERVES

Marylyn and John Mayo Reserve

The Marylyn and John Mayo Reserve consists of donations of cash and shares. Interest and dividends are received from the investment of these funds and fair value movements in investment are allocated to the reserve.

Asset Revaluation Reserve

The asset revaluation reserve records increments and decrements on the revaluation of individual parcels of land and buildings.

Financial Asset Revaluation Reserve

The financial asset revaluation reserve comprises changes in the fair value of financial instruments at fair value through other comprehensive income.

Notes to the Financial Statements

For the year ended
30 June 2024

18. REMUNERATION OF KEY MANAGEMENT PERSONNEL

Compensation

The aggregate remuneration made to directors and other members of key management personnel of the company is set out below:

	12 months 30 Jun 2024 \$	6 months 30 Jun 2023 \$
Directors ¹	-	-
Executives		
– Recurring	2,125,485	1,054,449
– Non-recurring	61,800	-
	2,187,285	1,054,449

¹Directors, including board committee members, are honorary positions and are not entitled for payment of any fees nor remuneration in accordance with the Company's charter.

19. CONTINGENT LIABILITIES

There were no contingent liabilities as at 30 June 2024 and 30 June 2023.

20. COMMITMENTS

The Company had no outstanding commitments as at 30 June 2024.

In prior year, the Company had total unrecognised commitments of \$525,000 pertaining to Accelerating Collaborative Cancer Research (ACCR) grants applicable to financial years 2024 to 2026.

21. RELATED PARTY TRANSACTIONS

Key management personnel

Disclosures relating to key management personnel are set out in note 18.

Transactions with related parties

Other than key management personnel remunerations, there were no other transactions with related parties during the current and previous financial year.

Receivable from and payable to related parties

There were no trade receivables from or trade payables to related parties at the current and previous reporting date.

Loans to/from related parties

There were no loans to or from related parties at the current and previous reporting date.

Notes to the Financial Statements

For the year ended 30 June 2024

22. AUDITOR'S REMUNERATION

During the period, the following fees were paid or payable to BDO Audit Pty Ltd and its related practices.

	12 months 30 Jun 2024 \$	6 months 30 Jun 2023 \$
<i>(a) Audit services – BDO Audit Pty Ltd</i>		
Audit fees - financial statements	55,000	52,000
<i>(b) Non-audit services – BDO Services Pty Ltd</i>		
Taxation services	6,233	6,355
Corporate governance services	12,110	8,420
Total fees paid/payable to BDO	73,343	66,775

23. SYLVIA AND CHARLES VIERTEL CHARITABLE FOUNDATION

The Company was awarded with a new grant of \$8,500,000 from the Trustees of the Sylvia and Charles Viertel Charitable Foundation effective from 31 January 2024, subject to various terms and conditions. The grant is payable in ten half-yearly instalments over five years.

These grants will be recognised as grant income as they are received.

The Cancer Council Queensland recognises the support given by the Sylvia and Charles Viertel Charitable Foundation.

24. SUBSEQUENT EVENTS

No matter or circumstances has arisen since 30 June 2024 that has significantly affected the Company's operations, the results of those operations, or the Company's state of affairs in future financial years

Notes to the Financial Statements

For the year ended
30 June 2024

Directors' Declaration

The directors of the company declare that:

1. The financial statements, comprising the statement of profit or loss and other comprehensive income, statement of financial position, statement of cash flows, statement of changes in equity, and accompanying notes, are in accordance with the *Australian Charities and Not-for-profits Commission Act 2012* and:
 - a. comply with Accounting Standards - *Simplified Disclosures and the Australian Charities and Not-for-profits Commission Regulation 2022 (ACNC Regulation 2022)*; and
 - b. give a true and fair view of the entity's financial position as at 30 June 2024 and of its performance for the period ended on that date.
2. In the directors' opinion, there are reasonable grounds to believe that the entity will be able to pay its debts as and when they become due and payable.

Signed in accordance with the subsection 60.15 (2) of the ACNC Regulation 2022 on behalf of the directors by:

This report is made in accordance with a resolution of directors.

On behalf of the directors



Robert Gregg
Director

Date: 1/10/ 2024



Ian Rodin
Director

Date: 1/10/ 2024

Notes to the Financial Statements

For the year ended 30 June 2024



Tel: +61 7 3237 5999
Fax: +61 7 3221 9227
www.bdo.com.au

Level 10, 12 Creek Street
Brisbane QLD 4000
GPO Box 457 Brisbane QLD 4001
Australia



INDEPENDENT AUDITOR'S REPORT

To the members of Cancer Council Queensland

Report on the Audit of the Financial Report

Opinion

We have audited the financial report of Cancer Council Queensland (the company), which comprises the statement of financial position as at 30 June 2024, the statement of profit or loss and other comprehensive income, the statement of changes in equity and the statement of cash flows for the year then ended, and notes to the financial report, including a summary of significant accounting policies, and the directors' declaration.

In our opinion the accompanying financial report of Cancer Council Queensland, is in accordance with Division 60 of the *Australian Charities and Not-for-profits Commission Act 2012*, including:

- (i) Giving a true and fair view of the company's financial position as at 30 June 2024 and of its financial performance for the year then ended; and
- (ii) Complying with Australian Accounting Standards and Division 60 of the *Australian Charities and Not-for-profits Commission Regulations 2022*.

Basis for opinion

We conducted our audit in accordance with Australian Auditing Standards. Our responsibilities under those standards are further described in the *Auditor's responsibilities for the audit of the Financial Report* section of our report. We are independent of the company in accordance with the auditor independence requirements of the *Australian Charities and Not-for-profits Commission Act 2012* (ACNC Act) and the ethical requirements of the Accounting Professional and Ethical Standards Board's *APES 110 Code of Ethics for Professional Accountants (including Independence Standards)* (the Code) that are relevant to our audit of the financial report in Australia. We have also fulfilled our other ethical responsibilities in accordance with the Code.

We believe that the audit evidence we have obtained is sufficient and appropriate to provide a basis for our opinion.

Responsibilities of directors for the Financial Report

The directors of the company are responsible for the preparation and fair presentation of the financial report in accordance with Australian Accounting Standards and the ACNC Act, and for such internal control as the directors determine is necessary to enable the preparation of the financial report that is free from material misstatement, whether due to fraud or error.

In preparing the financial report, directors are responsible for assessing the company's ability to continue as a going concern, disclosing, as applicable, matters related to going concern and using the going concern basis of accounting unless the directors either intends to liquidate the company or to cease operations, or has no realistic alternative but to do so.

Those charged with governance are responsible for overseeing the company's financial reporting process.

Auditor's responsibilities for the audit of the Financial Report

Our objectives are to obtain reasonable assurance about whether the financial report as a whole is free from material misstatement, whether due to fraud or error, and to issue an auditor's report that includes our opinion. Reasonable assurance is a high level of assurance, but is not a guarantee that an audit conducted in accordance with the Australian Auditing Standards will always detect a material misstatement when it exists. Misstatements can arise from fraud or error and are considered material if, individually or in the aggregate, they could reasonably be expected to influence the economic decisions of users taken on the basis of this financial report.

A further description of our responsibilities for the audit of the financial report is located at the Auditing and Assurance Standards Board website (<http://www.auasb.gov.au/Home.aspx>) at: http://www.auasb.gov.au/auditors_responsibilities/ar4.pdf

This description forms part of our auditor's report.

BDO Audit Pty Ltd

A J Whyte
Director

Brisbane, 1 October 2024





FIA ORGANISATIONAL
MEMBER
CODE COMPLIANT



cancerqld.org.au

Call 13 11 20 for cancer information and support.

